

# **Grantmaking and Programs Quarterly Review**


Evaluation & Learning Strategy  
October 24, 2013



# Agenda

---


- Q1 Grantmaking Overview
- Evaluation & Learning Strategy
- Resources Needed and Questions



# Agenda

---

- Q1 Grantmaking Overview
  - Overall progress
  - Strategic Questions
  - Annual Plans, Project and Event, Individual Engagement, Travel & Participation Support
- Evaluation & Learning Strategy
- Resources Needed and Questions

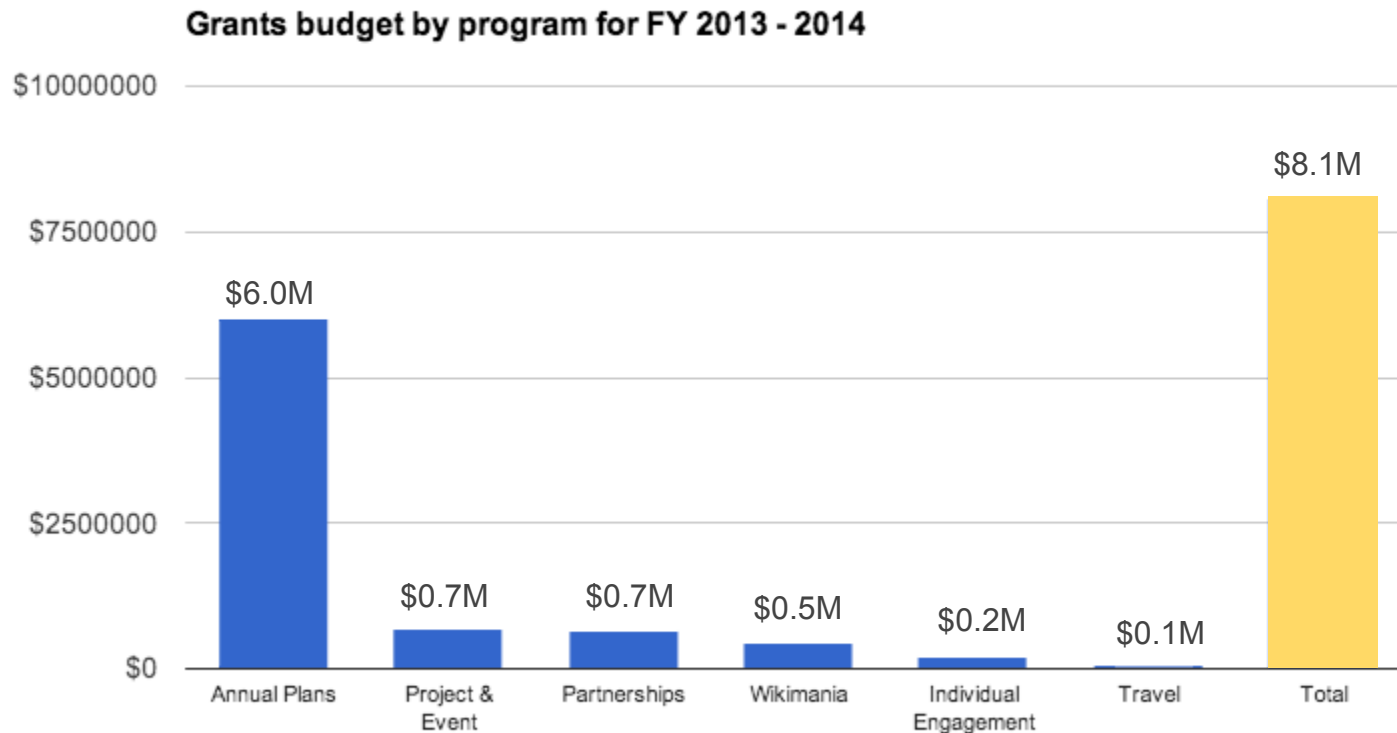


# The story so far...

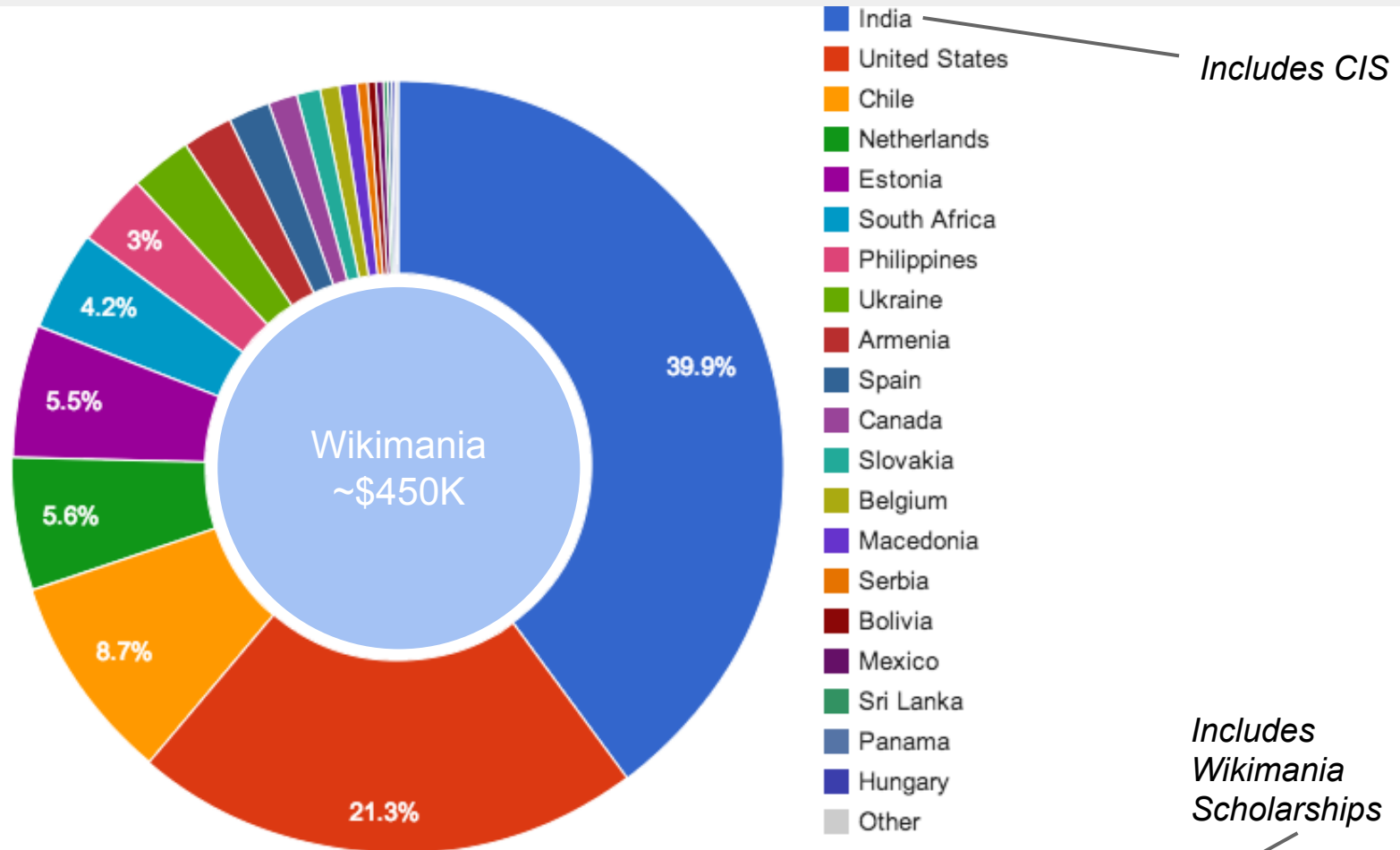
---

- Establishing structures, systems and processes
- Growing clarity on the differences between the different grants programs and moving between them
- Engaging intensively with grantees and committee/community members across the spectrum (being supportive while asking tough questions)
- Sharing process outcomes: positive in many cases, but long-term impact?

# The grantmaking “envelope” for FY2013-14 is over \$8M, including Wikimania and Partnerships



# In Q1, we gave ~\$1.2M in grants, or about 14% of the budget



55% Global South  
(Annual Goal: 10%)

0.2% Gender Gap  
(Annual Goal: 1%)

13.5% Individuals  
(Annual Goal: 7%)

# Overarching, continuing conversations for grantmaking strategy

---

- **Movement roles:** Board approach and implications for us, the new ED and strategic planning process
- **Global South/Being Global:** integration (across the organisation) and advocacy (by the key stakeholders) + specific Grantmaking GS strategy
- **Theory of Change:** based on strategic planning process, strategic goals/priorities from the Board that will help hone our grantmaking ToC
- **WMF as a role model:** learning and evaluation, reporting, communication, consultation, organizational growth, finances...

# Annual Plan Grants / FDC:

## Requests are growing an average of 42% in Round 1

	Entity	CUR	Request (local currency)	Request (USD)	Growth % mvmt resources
1	Amical	EUR	99,650	\$134,726	321%
2	India	INR	1,1054,802	\$175,400	526%
3	Serbia	EUR	88,343	\$119,438	102%
4	Argentina	USD	196,451	\$196,451	34%
5	CH	CHF	500,000	\$551,565	38%
6	Deutschland	EUR	1,800,000	\$2,430,582	31%
7	Israel	ILS	1,553,837	\$436,224	183%
8	Nederland	EUR	323,000	\$436,693	20%
9	Sverige	SEK	2,800,000	\$435,036	19%
10	Österreich	EUR	230,000	\$310,958	35%
11	UK	GBP	442,217	\$713,544	33%

Total requested in Round 1: **\$5.9 million**

Total available 2013-2014: **\$6.0 million**

# proposals we expect in Round 2: 4 to 8

Note: New entities are currently confirming their growth in movement resources



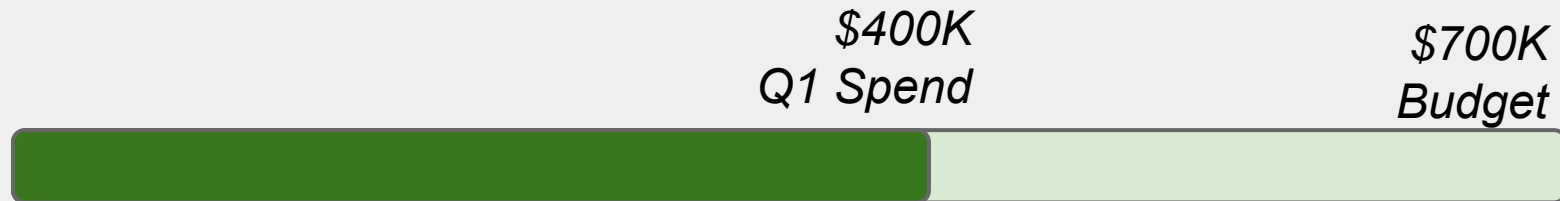
# Annual Plans / FDC:

## Top three things we are learning

---

- Impact measurement takes time, but we see improvement in self-assessment and learning.
- Entities and WMF/FDC staff are having meaningful conversations about growth and appropriate grantmaking streams.
- Non-chapter community members have not engaged (much in community review; even cross-chapter review is low).

# Project & Event Grants: By the Numbers



- some unusually large grants were given so far this year:
  - [Wiki Education Foundation](#) - ~\$150K
  - [WMCL annual plan](#) - ~\$60K
  - [WLM Int'l team](#) - ~\$38K
  - [WMEE annual plan](#) - ~\$38K
  - [WMIN Q2-Q4 plan](#) - ~\$25K
  - [WMZA WLM 2013](#) - ~\$29K
  - [WMZA OSF matching](#) - ~\$24K
- the spending is expected to be significantly slower in Q2-Q4

# Project & Event Grants:

## Top three lessons learned [1/3]

---

- There is a distinct move in grant proposals from general outreach and community events **toward content-acquisition projects**. WLM is the majority, but other projects (e.g. [WMUA's Kolessa digitization project](#)) as well.
  - Is it just because it's **easier to show results** in photography, because syntax/policy barrier doesn't exist?
  - Is it because WLM has built **a strong framework**, timelines, materials, and was actively and systematically promoted among communities (not just chapters!) by the int'l team?
  - **Can we replicate** the WLM *project and promotion* model to other initiatives, e.g. quality drives?
  - Is there a balance to aspire to between **content acquisition vs. content integration, curation, and generation** (e.g. articles written/improved around photos, categorization, label translation), or are the two categories to be considered strictly separately?

# Project & Event Grants:

## Top three lessons learned [2/3]

---

- Even experienced grantees are **not reading** our written resources/communications.
  - Changes in applicant/grantee proposals and attitudes happen when/after they have **conversations with staff**, either in person or by technological mediation.
  - capacity question: how much can/should we invest in human interaction vs. improving/changing our written communication?
  - e.g. decisions about applying to PEG vs. APG; improvements to proposal design

# Project & Event Grants:

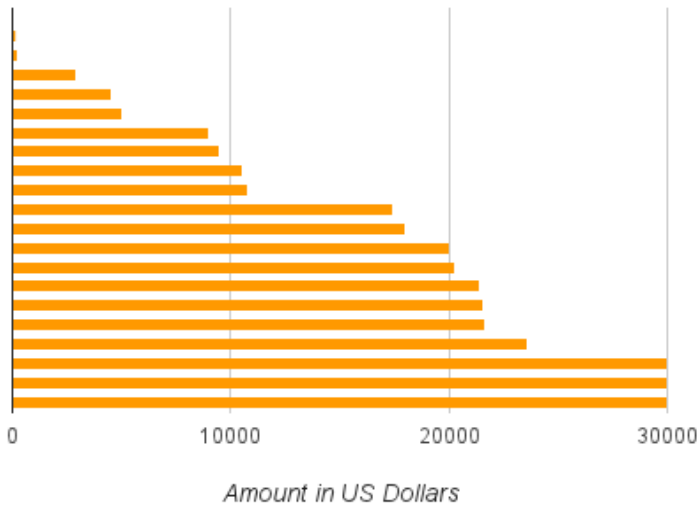
## Top three lessons learned [3/3]

---


- Recognizing and managing **conflict of interest** (non-disclosure of Col, self-dealing) is a recurring challenge among grantee organizations.
  - On several occasions, Grantmaking staff has had to point out [potential] Col to grantees; in some cases, it was quite difficult to convince grantees the Col (or potential Col) was there.
  - We plan to develop some training materials about Col in time for WMCON in Berlin.

# Individual Engagement Grants: 21 proposals for Round 2

IEG FUNDING REQUESTS, 2013 R2



Methods,  
IEG 2013 R2



**R1: 8 grants for \$58,850. Final reports & impact assessment in Q2.**

**R2: 21 proposals for \$306,575. 15 grants or \$150,000 in projects selected in Q2.**

# Individual Engagement Grants:

## Top three lessons learned

---

### 1. Non-monetary support is important to individual grantees.

Grantees report having supportive structure of planning/reporting/mentorship, recognition as a grantee is as or more useful than the money.[1]

### 2. Community incubation improves quality, publicizing opportunities to individuals is still hard.

The round 2 pool hasn't grown in size, but round 2 proposals appear to be slightly better quality.

About 1/3 of proposals were incubated in IdeaLab this round.

An early indicator of the importance this space?

### 3. Editors want to be involved.

10 out of 18 committee members are not chapter-affiliated or serving in other off-wiki movement roles

[1] <http://blog.wikimedia.org/2013/08/01/ieg-learnings-call-new-proposals/>

# Travel and Participation Grants: By the Numbers

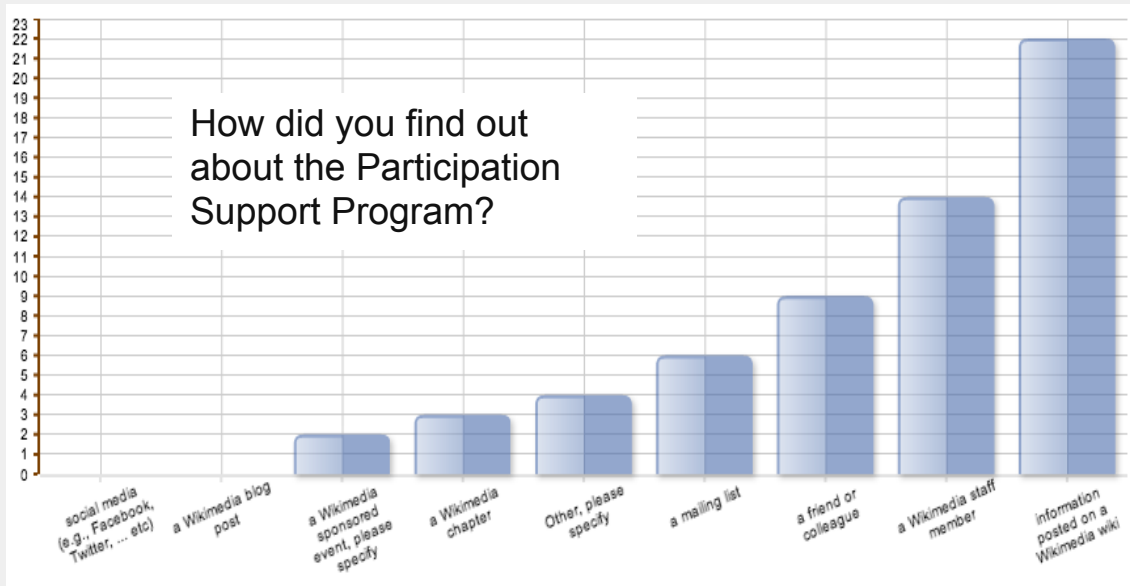
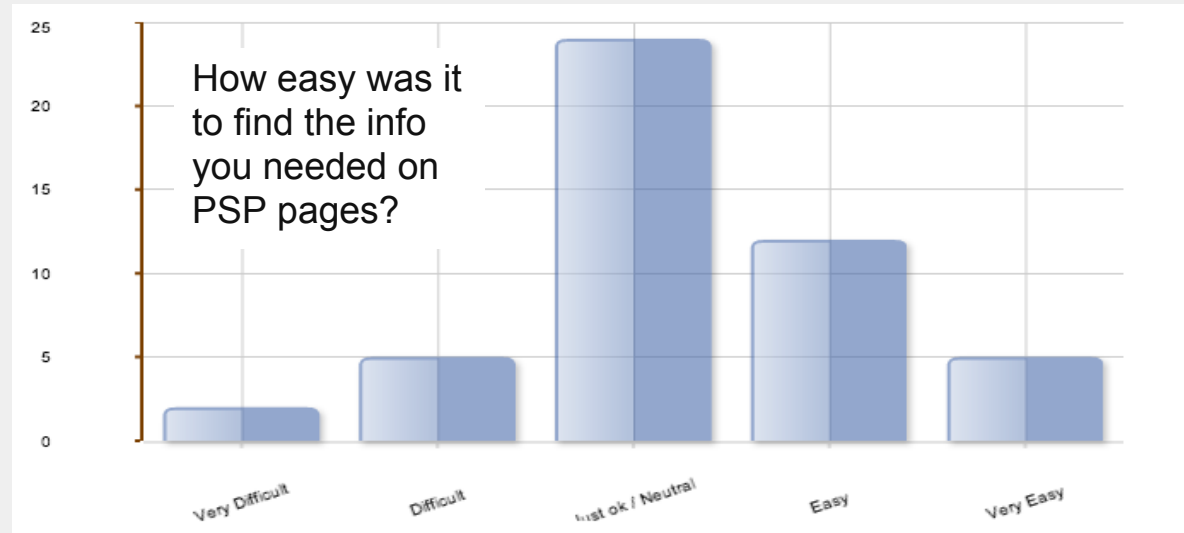
## Quarter 1, FY 2013-14

Number of requests	13
# funded	9
# withdrawn	1
% of requested amount funded	54%
Median grant size	\$564
Average grant size	\$620
Range of grant sizes	\$237 - \$1,260
Total amount funded	\$5,583
Funding partners	WMF, WMDE, WMCH



# Travel and Participation Grants: Top lessons learned

A full program analysis is underway, complete results to be published in Q2



Overall high satisfaction (85%), but there is room to improve in **program page design** and **publicizing/expanding** the program.

# Agenda



---

- Q1 Grantmaking Overview

- Evaluation & Learning Strategy

- High-level overview
- Internal Evaluation
- Needs Assessment
- Gaps
- Learnings
- Current & Future plans

- Resources Needed and Questions



# Evaluation and Learning – the high-level view

---

1

*What's the big picture  
of where we are?*

# Evaluation and Learning – the high-level view

---



*Note:* this a building metaphor, not a realistic picture of where we are

# Evaluation and Learning – the high-level view

---

## **CONCEPTS**

Most grantees and program leaders don't yet understand how evaluation is essential and empowering

## **SKILLS**

Most volunteers only have a very basic understanding of organizational & program design (incl. evaluation)

## **TRUST**

Some people in our movement still have fears when it comes to grantmaking and program evaluation

# Evaluation and Learning – the high-level view

---

## However, we're also seeing some positive signs

- we've raised awareness around learning and evaluation: people talk about it
- community members and chapters staff are eager to learn
- people started to embrace the infrastructure that we've built: Wikimetrics and portal on Meta



# Evaluation and Learning – the high-level view

---

2

*Imagine a world...*

# Evaluation and Learning – the high-level view

---

“ *... where people, programs  
and organizations supported  
by grants create significant  
impact for the movement* ”



# Evaluation and Learning – the high-level view

---

## Which requires

- a culture of shared learning, innovation and experimentation
- a solid understanding of how to plan and execute programs that have impact
- courage to stop things that aren't working and the capability to further improve things that are working

# Evaluation and Learning – the high-level view

---

3

*How our teams work  
together*

# Evaluation and Learning – the high-level view

---



# Evaluation and Learning – the high-level view

---

**Joint events**



# Evaluation and Learning – the high-level view

---

**Joint events**

**FDC support**



# Evaluation and Learning – the high-level view

---

**Joint events**

**FDC support**

**Infrastructure building**



# Evaluation and Learning – the high-level view

---

**Joint events**

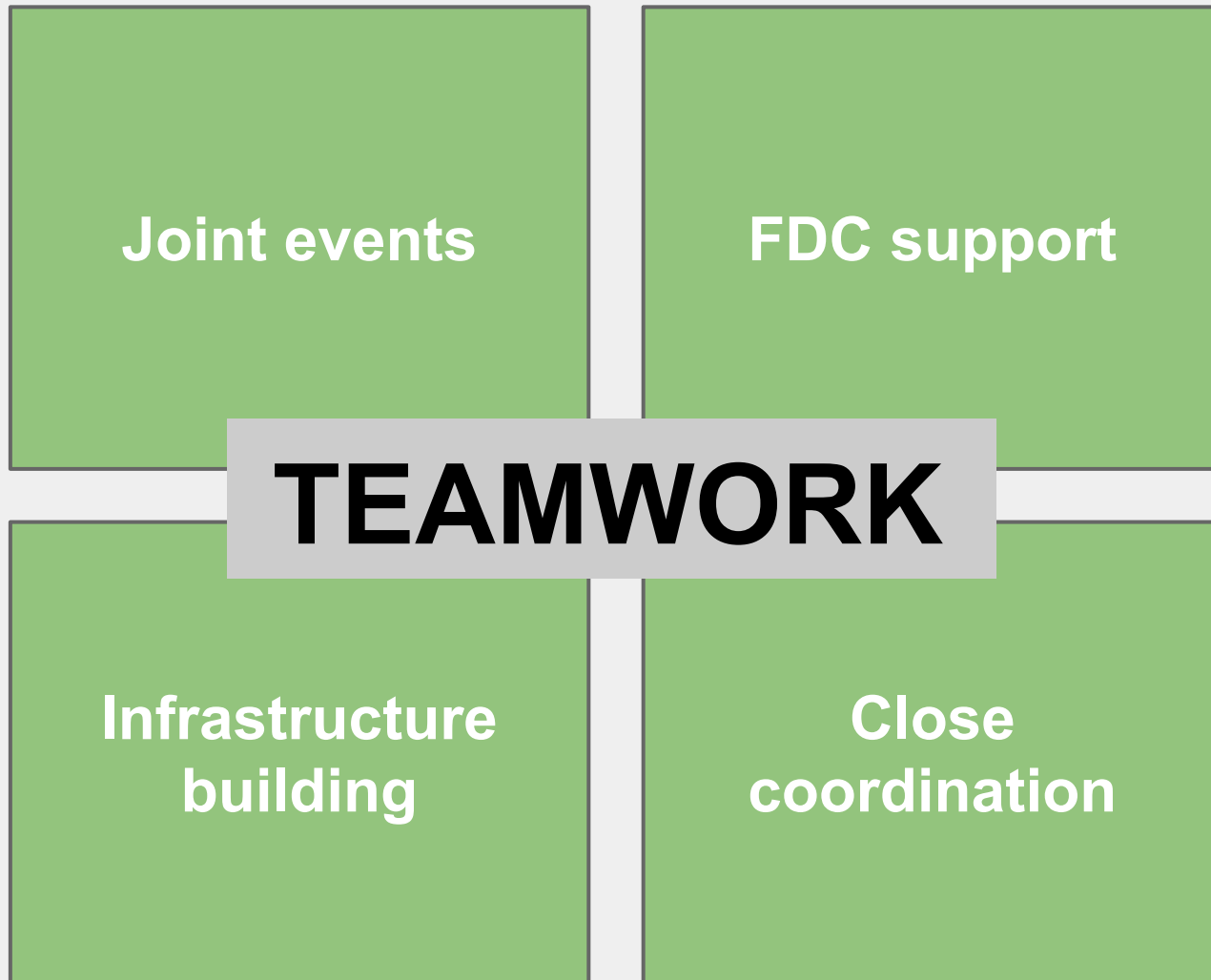
**FDC support**

**Infrastructure building**

**Close coordination**

# Evaluation and Learning – the high-level view

---






# The Grantmaking Learning & Evaluation team exists to help support the work of grantmaking

## Grantmaking Learning & Evaluation Objectives

- Assist the grants program officers in executing their programs effectively and efficiently by providing frameworks, tools, and research.
- Provide a hub of learning and evaluation materials for our grantee partners.
- Execute and reflectively apply research and evaluation work to inform WMF's overall grantmaking strategy.



# The Grantmaking L&E team revolves around answering the grantmaking team's key questions

## Organizational effectiveness and models

- What are the characteristics of a “successful” Wikimedia organization?
- What are good models for online movements in the offline world?



## Systems for learning and evaluation


- What reporting requirements encourage learning, without detracting from other work?
- How can we facilitate cross-sharing and learning?

## Community mapping and baselines

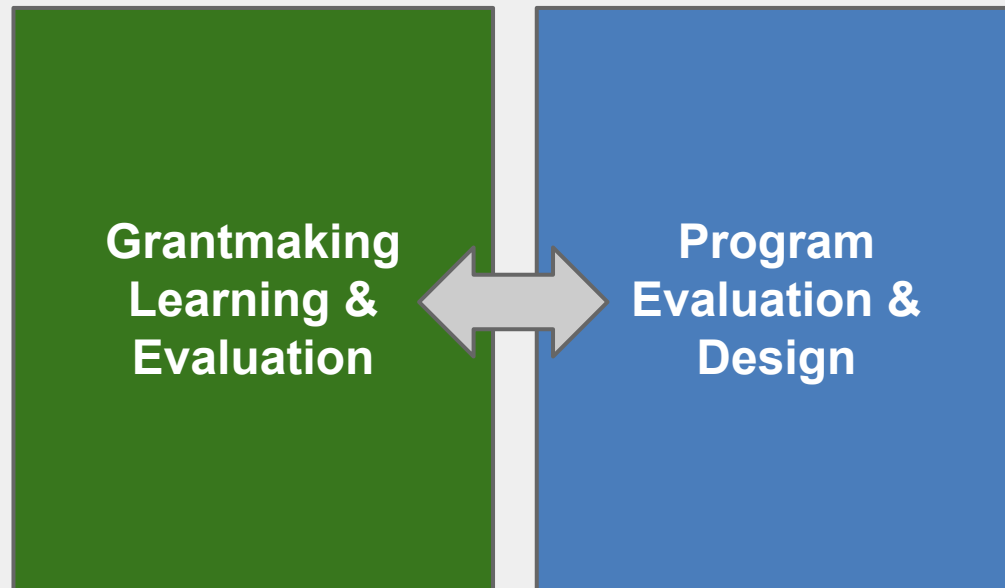
- What is the current state of the projects in the global south? What are the trends?
- Who are the most “influential” users on different projects?

## Internal processes

- How effective and efficient are our grantmaking programs?
- How fair and transparent are our grantmaking programs?

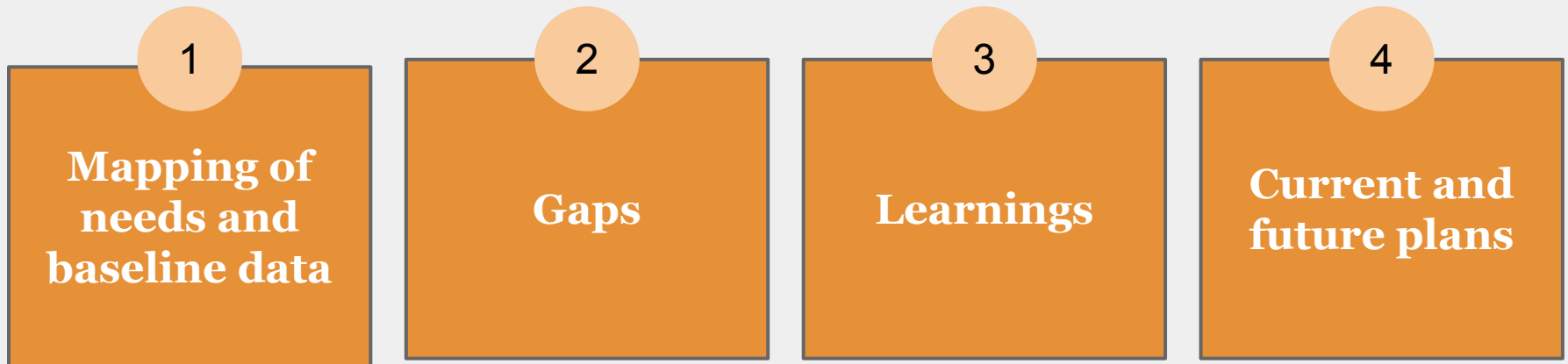


# In addition to internal evaluation, the Grantmaking L&E team partners with the Program Evaluation & Design team for broader, movement learning



# Our teams have spent the last two quarters doing a needs assessment and building resources enabling learning and evaluation

---



# Three main principles guide the current evaluation initiative

## **Facilitating self-evaluation:**


Leaders will evaluate their own programs and organizations.

## **Fostering collaboration:**

We are all in this together, and we will learn together.

## **Building capacity:**

The goal is to equip movement leaders in the movement with the necessary skills to use program evaluation and design practices effectively.



# Over the last months, we have been doing a needs assessment to direct our evaluation work



## Document Review

- Proposals
- Reports
- Public budgets and plans



## Face-to-Face Events

- Program Evaluation Workshop (*Budapest*)
- Learning Day (*Hong Kong*)



## Surveys

- Pre-Post Evaluation Surveys from Budapest Workshop
- Online Exit Survey from Learning Day
- Capability Status Survey



## Online Forums

- Meta:Programs (*now Evaluation portal/Parlor*)
- Facebook Group
- IRC
- Google Hangouts



## Document Review

# We analyzed and observed data on movement organizations

Grant proposals

Grant reports

Public budgets and plans


### Landscape report

1. Reviewed reports and chapters pages for mapping of reports of programs that took place 2012 and early 2013.
2. Reports were reviewed along a set of categories of information shared as well as for gaps in reporting.

[https://office.wikimedia.org/wiki/Program\\_Evaluation/Landscape\\_report](https://office.wikimedia.org/wiki/Program_Evaluation/Landscape_report)

### Organizational database

1. Reviewed reports and proposals to create database of the 41 chapters & thematic orgs.
2. Tracks staff, budgets, and grant spend over time. Anticipated use for movement roles conversations, to better understand the spread of chapters.



## Face-to-Face Events

# We held events to build community around and capacity for evaluation



### Pilot Program Evaluation and Design Workshop

*Goal: What is Evaluation, Why do we do it; Shared language of program evaluation, Logic Modeling*

### Pilot group meet-up (Wikimania)

*Goal: Wiki Metrics, Community involvement strategies*

### Grantee Learning Day (Post-Wikimania)

*Goal: How to communicate learnings; Understanding points of view*





# We conducted surveys to assess interests and capabilities in evaluation

## Event Participant Surveys

### Pre-Post Survey from Pilot Workshop

**Goal:** Event feedback; learning progressions, support needs

17-19 participants [responded](#)

### Online Exit Survey from Learning Day

**Goal:** Event feedback; future learning needs/interests

29 participants [responded](#)

## Program Leader Evaluation Capability Status Survey

**Goal:** Evaluability Assessment

69 participants [responded](#)



## Surveys

We have a first understanding of the evaluation capabilities for a majority of our known program leaders



27 Wikimedia chapters (*2 in negotiations*)

5 other organizations (clubs, user group, THORG)

11 individuals

50% of participants had received grant funding

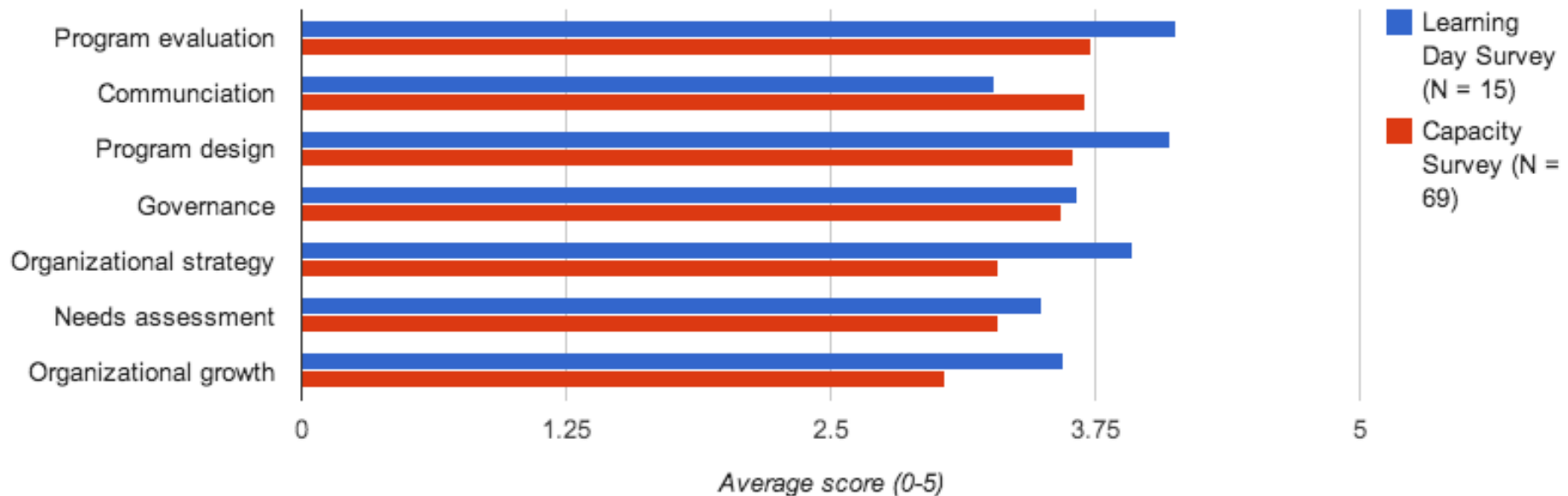


## Surveys

We also have a good idea about what some community members are interested in learning

*Q: What topics would you be most interested in seeing addressed in future Learning events (whether in person or online sessions)?*

**Areas respondents are most interested in learning**

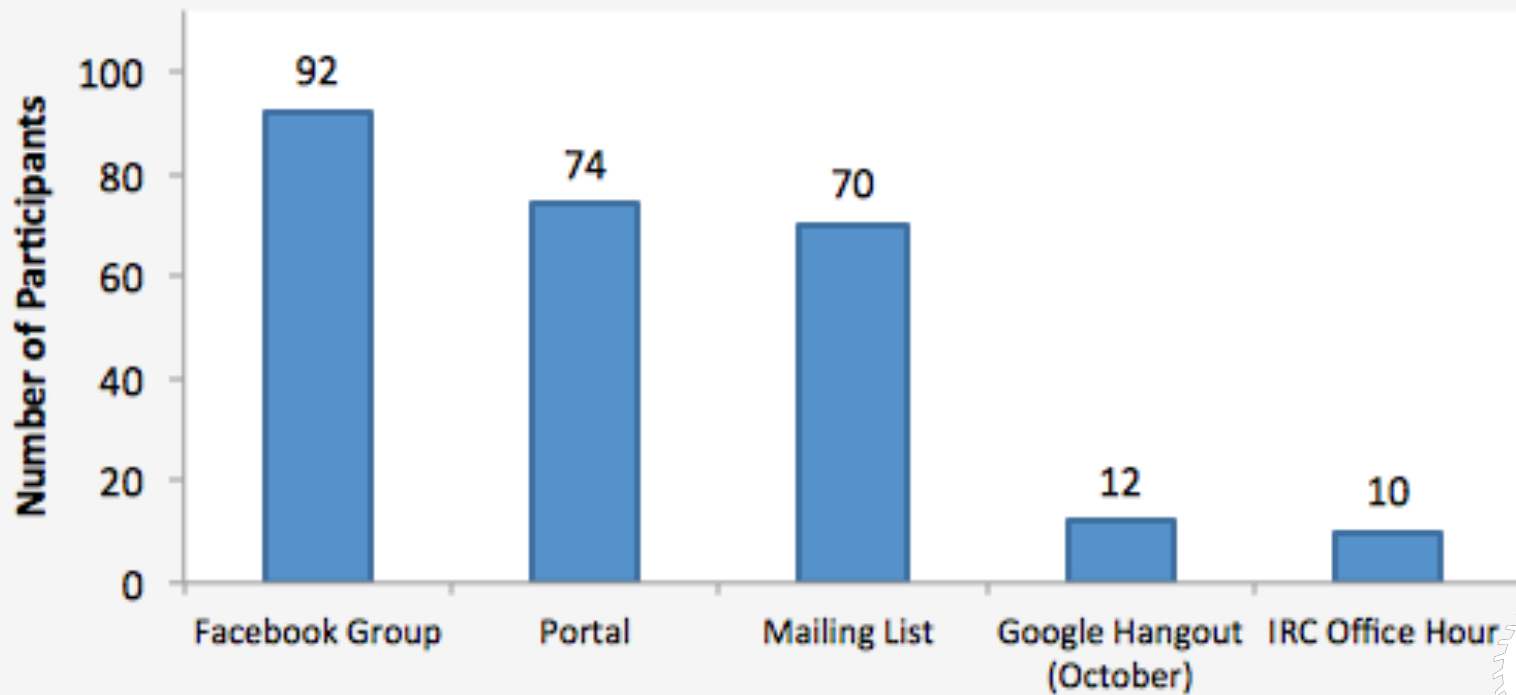




## Online forums

A significant number of program leaders have joined the conversations on evaluation and learning

Participation by Online Avenue



# Several gaps in our movement capacities emerged through the assessments

- 1 Organizational development and design
- 2 Evaluation and program design knowledge
- 3 Communication and partnership facilitation
- 4 Information resources



We are concentrating our work to focus on addressing these identified gaps.

# Gaps in Organizational Development and Design

Gap components	Evidence / Notes
<b>Needs assessment and strategic planning</b>	<ul style="list-style-type: none"> <li>• <b>Communication:</b> often unclear (in grant applications) as to why organizations choose their particular sets of programs</li> <li>• <b>Theory of change:</b> TOC is not evident nor articulated; lack of integrated program design within an organization or community</li> </ul>
<b>Models of organizing</b>	<ul style="list-style-type: none"> <li>• <b>Movement roles:</b> often, a clear strategy does not exist for organizing in a specific model (e.g., chapter vs. user group)</li> <li>• <b>Lack of research:</b> no evidence how other online movements organize</li> </ul>
<b>Governance and leadership</b>	<ul style="list-style-type: none"> <li>• <b>Conflict of interest:</b> lack of understanding around and violations of Col (actual, potential, perceived)</li> <li>• <b>Board composition:</b> lack of clarity around execution vs. governance and the transitions between them</li> <li>• <b>Transparency:</b> many chapters are still not reporting monthly, or annually.</li> </ul>
<b>Budgets and growth</b>	<ul style="list-style-type: none"> <li>• <b>High rates of growth:</b> ~25% of organizations are seeking &gt;30% annual growth rates</li> <li>• <b>Uneven resource distribution:</b> 58% of funds went to 3 chapters in 2012-13, and 19 chapters received no funding (did not ask)</li> <li>• <b>Increasing interest in staff:</b> much desire to shift to a staffing model locally, though no clear strategies have been outlined</li> </ul>
<b>Time and expertise</b>	<ul style="list-style-type: none"> <li>• <b>Different interests:</b> program executors are at times more interested in executing different programs than evaluating, and have little time</li> <li>• <b>Capacity:</b> 33% of survey respondents did not yet have a plan for how they would support their evaluation efforts (<i>Source: capability status survey</i>)</li> </ul>

1

# Gaps in Organizational Development and Design

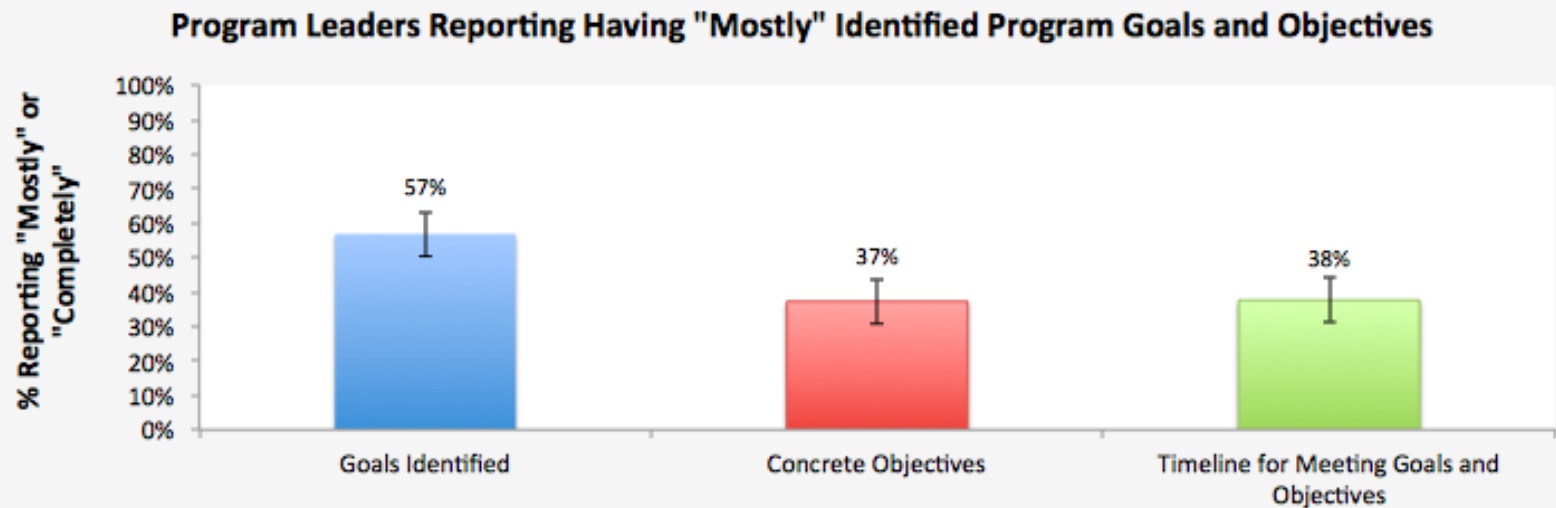
**Distribution of resources across chapters last year was quite large, without clear links to impact**

FY 2012-13: Movement Resources via the WMF Grants Process to Chapters							
	# entities	Total Amount	Average amount	Median Amount	Min amount	Max amount	% of total chapter grant spend
Large Orgs: \$500,000+ in movement funds	3	\$2,945,336	\$981,779	\$619,000	\$536,336	\$1,790,000	58%
Medium Orgs: \$100,000-499,000 in movement funds	9	\$1,922,614	\$213,624	\$146,854	\$101,018	\$362,000	38%
Smaller Orgs: \$1-99,000 in movement funds	9	\$175,392	\$19,488	\$13,225	\$1,427	\$67,477	3%
Did not seek / receive funding	19						
<b>TOTAL</b>	<b>40</b>	<b>\$5,043,343</b>	<b>\$126,084</b>	<b>\$120,000</b>	<b>\$1,427</b>	<b>\$1,790,000</b>	<b>100%</b>

# Gaps in Evaluation and Program Design Knowledge

## Inconsistent/unclear theory of change for programs and organizations

- Lack of clear goals and objectives



- **Inconsistent or absent examination of associated outputs and outcomes**  
*The majority of reporting is on implementation rather than direct products or outcomes of the program*
- **Identification of several goals and lack of prioritization**  
*Average of 9 "Priority Goals" indicated for any given program*



# Gaps in Evaluation and Program Design Knowledge

**Program leaders are eager to learn and move forward but need more training and support**

How prepared do you feel you are to begin implementing program evaluation in terms of:	"Mostly" or "Completely"
<b>Documenting your programming activities and event(s)</b>	50%
<b>Articulating your program strategy and goals</b>	43%
<b>Tracking and Monitoring accomplishments directly associated with your programming event(s)</b>	43%
<b>Measuring the effect or impact of your program after your program event(s) are completed</b>	29%

## Gaps in Communication and Partnership Facilitation

**There is a need for expanded perception of evaluation ownership and awareness of the vast variety of goals and targets across similar programs**

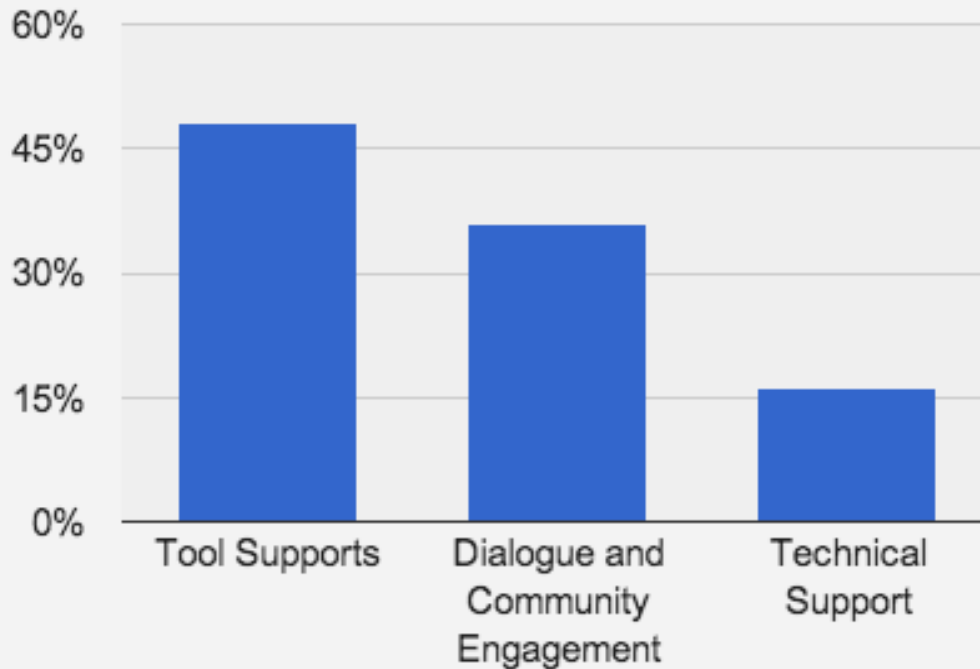
- **When reports are submitted they often only refer to programming outputs, sometimes direct products including content added or improved, but not any impact information.** (Document review and Landscape report findings)
- **Vast array of targeted goals of similar programs which may or may not be valid for each of the programs (i.e., Editing Workshops and Edit-a-thons and goals of recruitment vs. retention).** (Findings from Logic Modeling sessions and reporting of program goals)
- **Fears may leading to withholding learning related to challenges and/or failure.** (Findings from Document Review, Pilot Workshop dialogues, IRC Office Hour, and Learning Day dialogues)

## Gaps in Informational Resources

Participants identified Tools as top-rated support need

There are difficulties collecting data and disseminating learnings

**Top rated evaluation support needs**



- **Tools** – *difficult to surface the information we need*
- **Datasets** – *not tracking the information we need (geo-data)*
- **Reports** – *not adequately collecting the information we need*

Source: Program Evaluation Workshop post-survey

# Learnings: A few common traits emerged throughout our studies

- The biggest fears expressed are that evaluation and learning will be **too generalized** (i.e., not take into account the local contexts) and also will **reduce the work to “WMF-imposed” metrics**, rather than metrics of local importance
- **Time** is constantly cited as the biggest barrier to evaluation as a movement
- **Skepticism** around the amount and purpose of requirements from the Foundation

- Organization and program leaders are **able to learn** evaluation skills
- Organization and program leaders have a **great interest in** learning evaluation skills
- Most potential evaluators are interested in contributing to the conversation of evaluation, but by-in-large open to **specific and explicit direction** on what to evaluate and how

# Learnings: We have already learned a lot from pilot projects

**Face-to-Face**  
helps develop  
trust and  
understanding.

**Training**  
appears to be  
working!

**Proposals  
and reports**  
for grants are  
changing.




# Learnings: Face-to-face communication encourages trust and also enables training

*“It takes a lot of time to understand each other roles and motivation. (we did [at the Learning Day], and it felt awesome. We should make experiments like this be spread to all the chapters members, and others.)”*

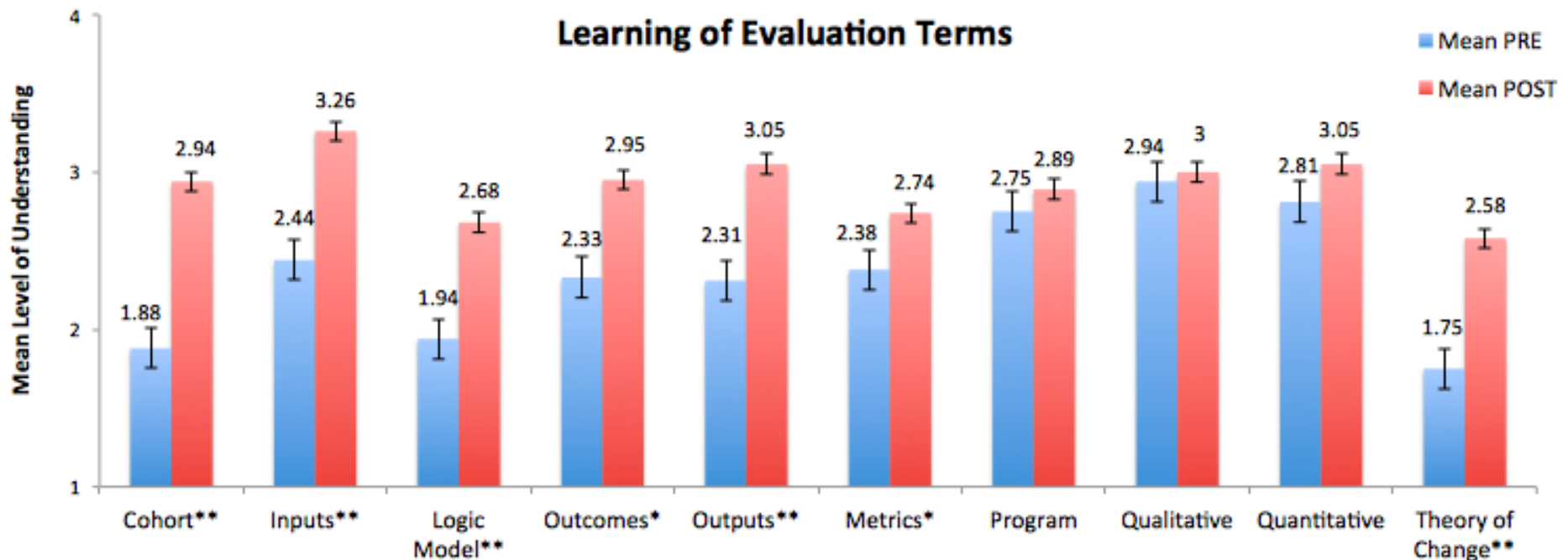
*– Grantee, post-Learning Day*

Source: CC BY-SA 2.5, Mike Peel, Wikimedia Commons



# **Learnings:** In addition, the training provided appears to be effective

*For example, participants in the Budapest workshop did a pre and post survey; by the end of the workshop, the majority left with a significantly improved understanding of most key terms.*



*Note: For Ratings of Level of Understanding 1 = None; 2 = Basic; 3 = Applied; 4 = Expert*

# Learnings: Reports are improving, and individuals are using the tools provided

Community members are using the tools for which training is provided

- Individuals are using the “Logic Model” tool to build out the components of their programs (see *appendix for model*)
- Over 100 individuals using Wikimetrics evaluation tool
- Annual Plan Grants 2013–2014 Round 1 proposals demonstrate greater understanding of program design and impact

Improved quarterly reports for Annual Plan Grants in Q2 2013


*“We thank all entities for the quality of these Q2 reports, **which has improved.** Entities implemented the suggestions of FDC staff by clarifying financial tables in these reports, including more and more detailed metrics in program updates and reporting in a way more aligned with their proposal forms.”*

[Staff Summary, Progress Report Forms Q2](#)



# The impact on growing community and content via programs and organizations is still unknown

---



# Our evaluation and learning plans stem from the needs we have seen demonstrated

1

**Building movement  
capacity for  
evaluation**

2

**Leading the  
development of  
tools and systems  
for learning and  
evaluation**

3

**Surfacing relevant  
research and  
learnings to the  
community**

# Capacity building: Building the Knowledge Base through in-person and online avenues

Less scalable

More scalable

## In-person Training Events

*Leveraging existing, community-initiated events*

- Invited to [IberoConf](#) to introduce theory of evaluation, specific tools, and what WMF wants to see
- Invited to facilitate [Boards Training](#) workshop
- Suggesting workshop items for **Wikimedia Conference**
- Second Grantee Learning Day at Wikimania

## Online Training Events

*Short sessions on specific topics*

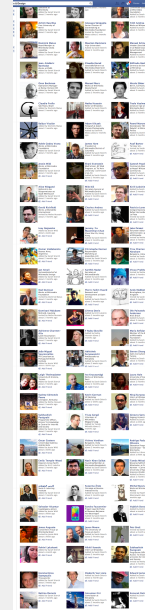


- Scheduling topics based on vocalized interest and demonstrated gaps
- Example past topics:
  - Program Evaluation Overview
  - Wiki Metrics
  - Evaluation Updates and Q&A and support
  - FDC Q&A
- Recorded for future reference

## Online Training Modules

*Written trainings going in depth, with translations possible*

- Prioritizing based on needs
- Modules planned next:
  - Evaluation Models
  - Survey Design
  - Evaluation Basics
  - Data Sources
- Existing modules
  - [Wiki Metrics](#)
  - [Logic Model Template](#)
  - [Appreciative Inquiry Overview](#)

# Capacity building - Engaging community through blogs and other online discussions



# Developing tools and collection mechanisms

Tools for evaluation are a top need for program/org leaders

## Wiki Metrics

(Thanks, Analytics team!!!)



Since grant reports are required, these should be better leveraged to collect needed info and serve grantee needs

- Coordinating between Program Evaluation and Grantmaking to refine grantee reports to solicit information helpful for their evaluation (*to minimize need for extra solicitations*)
- Exploring more creative ways of allowing grantees to report, so that reporting is of maximum usefulness for them
  - IEG allows for blogs, etc. in lieu of traditional reports
  - Learning patterns can be incorporated into reports (more to come!)
- Paying attention to issues of language and translation in proposal and report questions [continues to be a work in progress]

# Communicating and surfacing learning

## Evaluation portal

Welcome to the Evaluation Portal, a hub for information on how to design effective projects and demonstrate impact.



[Learn more about the Wikimedia Evaluation Portal](#)

[Library](#) · [Machine shop](#) · [Parlor](#) · [Printing Press](#) · [Leave feedback](#)

*This portal is under construction!*



 [Ask questions and discuss program evaluation](#)

## A space to build community around evaluation

- Connect grantees with high quality, relevant resources
- Communicate WMF evaluation teams' roles and goals in an engaging and accessible way
- Encourage collaborative problem solving and knowledge sharing through Q&A, outreach, case studies, training modules, and *learning patterns*

# Communicating and surfacing learning

## Learning patterns

### A new way to capture key learnings

- Based on design patterns: succinct solutions to recurring problems
- Easy to create, browse, apply, & translate
- A safe way to discuss failure
- Flexible & scalable: can help G&P develop better recommendations and requirements
- *Not* an additional reporting requirement

Other patterns: *Photographic evidence, Cookies by the exit, Short reports go a long way*

a learning pattern <sup>i</sup> for: surveys

Asking the right questions



**Problem:**

*You need to make sure that you don't accidentally leave important questions out of your survey.*

**Solution:** *Use different types of survey questions to ask for different kinds of information. To make sure you cover all of your bases, frame your survey around three or four types of question: background questions, activity questions, experience questions, and opinion questions.'*


endorsed by: J-Mo

• ...

endorse this pattern

 **Create**  
a new pattern

 **Browse**  
more patterns

 **Visit**  
the portal


# Specific Themes of Learning and Evaluation

## Grantmaking Learning & Evaluation

- Organizational Effectiveness
  - Leadership and governance
  - Financial management and fundraising capacities
  - Organizational learning and evaluation systems
  - Partnerships with allied institutions
- Organizational design and models

## Program Evaluation & Design

- Identifying models and promising programs
- Guiding evaluation and reporting
- Building evaluation capacity
- Building program design capacity





# Blockers for the Learning & Evaluation work

Constraints on  
internal capacity  
(skills, time,  
ability to mentor)

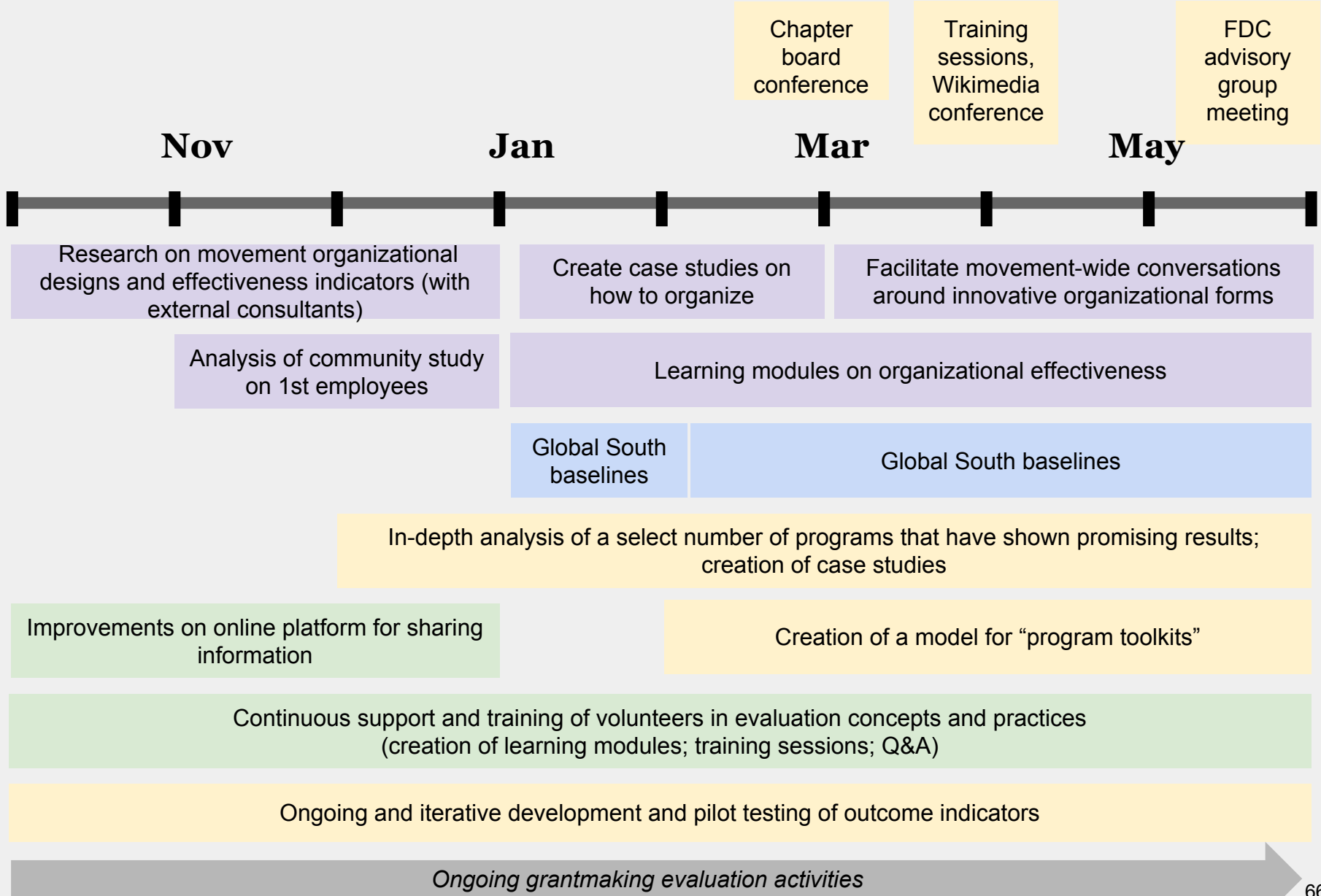
Language!  
Translations are  
needed for our  
materials; people  
need to be able  
to share in their  
languages

Limited  
searchable  
information -  
especially at the  
organizational  
level (e.g., at the  
country-wide  
level)

Program leader  
fears and *gaining  
entrée* and  
participation from  
some major  
players

Inability to track  
users online (via  
extensions) and  
directly link to  
assessment  
tools


# The next steps



# Agenda

---

- Q1 Grantmaking Overview
- Evaluation & Learning Strategy
- Resources Needed and Questions



# Some L&E challenges ... and the help we need!

Challenge	Description and request for help outside our teams
Evaluation for WMF and the movement is complex and multi-layered	<ul style="list-style-type: none"><li>• Global WM movement; WMF as a grantmaker; grantees; individual volunteers carrying out programs</li><li>• Shared recognition of designs and capacities for these different needs, understandings and motivation levels for L&amp;E</li></ul>
Volunteers find it difficult to access data needed to assess their work	<ul style="list-style-type: none"><li>• Data is scattered, no clear way of aggregation</li><li>• Better centralisation of data sources and data surfacing tools are needed for the community in order to excel in self-evaluation (e. g., user friendly database which could easily be “queried”).</li></ul>
Evaluation and visualization tools don't enable us to move the data from end to end	<ul style="list-style-type: none"><li>• Ability to move the data from end to end: i.e., tools like Wikimetrics easily able to link to on-wiki extensions that collect usernames and also give final output that can be plugged into grantmaking results. Visualization software would be really helpful.</li></ul>
Other Wikimedia organizations are (appropriately) turning the spotlight onto WMF to serve as an exemplar	<ul style="list-style-type: none"><li>• Internal goal setting improvements needed</li><li>• Rigor in tracking and evaluating WMF programs to strategy</li><li>• More rigor in public reports, demonstrating best practices</li></ul>

# Key learning and evaluation questions for discussion

---

- How do we support needs that are not yet clearly defined in our scope but that obviously affect our internal and external performance (e.g., project management, chapter/community health, governance, capacity building around strategy and design)?
- How do we better align with engineering to make sure we are building out products and services that are supportive of our global community activities? (e.g. we have strong requests for geo-based information from our grantees, but this data was just declared to be “insecure”; what information can we surface to geo-based program leaders?)
- How might a more competitive grants process affect willingness to share information openly (whether learning points or specific data, and particularly related to ‘failures’ or ‘challenges’) ?

# Appendix

See: [https://docs.google.com/a/wikimedia.org/presentation/d/1yecin9xLK7vFCE-cvEcgZYftm11vfPSPgqj41Kf9v78/edit#slide=id.g11d3c38d5\\_1\\_102](https://docs.google.com/a/wikimedia.org/presentation/d/1yecin9xLK7vFCE-cvEcgZYftm11vfPSPgqj41Kf9v78/edit#slide=id.g11d3c38d5_1_102)

